



CATALOGUE

FLOODLIGHTS



Summary

Floodlights

Low power floodlight / Venus Series	4
Low to high power floodlight / Apollo G2 Series	6
Round highbay floodlight / Aurora Series	8
Modular highbay light / Pandora LB Series	10
Modular car park light / Pandora LD Series	11
Modular compact floodlight / Pandora LC Series	12

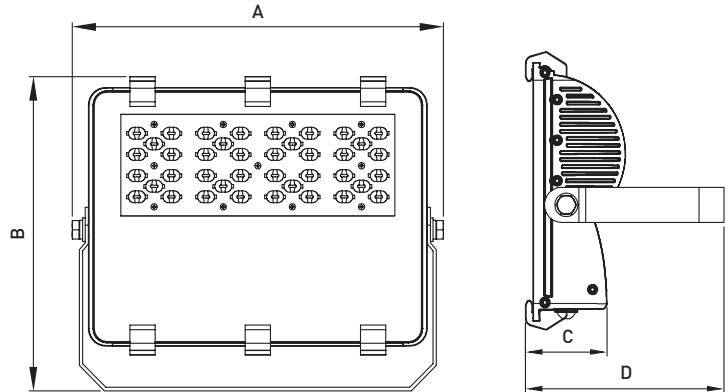




FLOODLIGHTS

FLOODLIGHT

LOW POWER FLOODLIGHT / VENUS SERIES



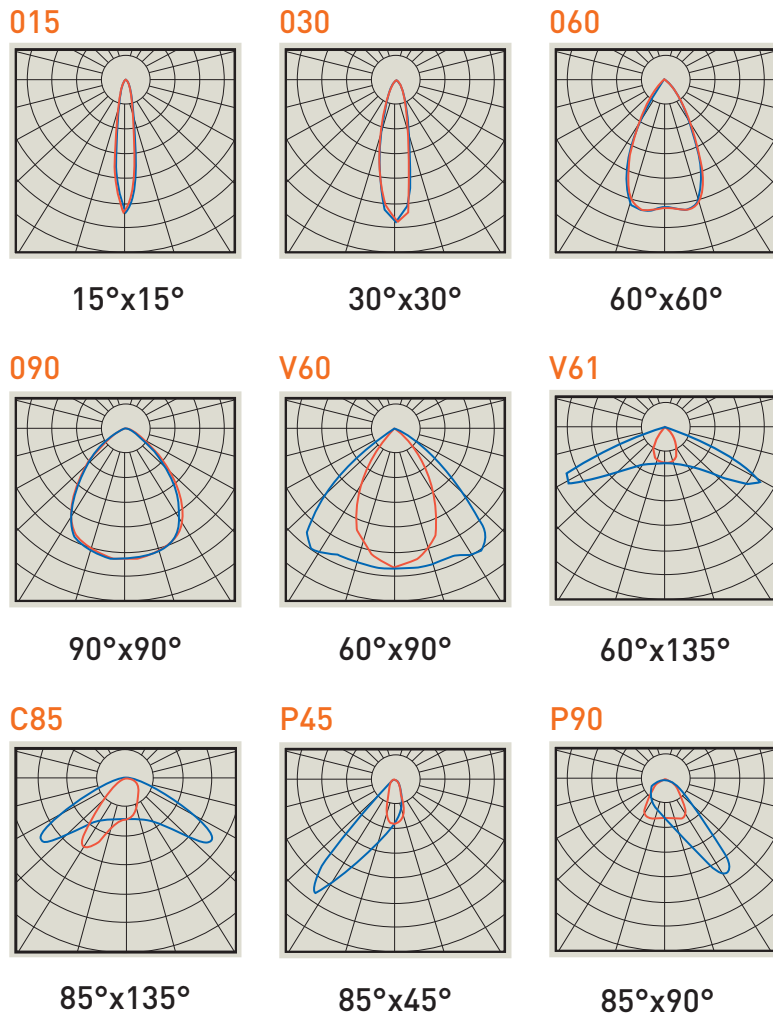
Property	Value
LED Power	30W to 100W
Input voltage	200-295VAC / 50-60Hz
Power factor	>0,95
Beam angle	15°, 30°, 60°, 90°, 120°, 60°x90°, 85°x45°, 85°x90°, 85°x135°, 60x135°
CCT	5000K (other CCT on request)
CRI	>70 (80 or 90 available)
Efficiency	>130 lm/W
Dimmable	Option : 0-10V, DALI
Water and dust protection	IP65
Thermal management	Passive
Color casing	Black (other colors on request)
Cable length	2m
Life span	50 000h
Certifications	CE, RoHS
Warranty period	5 years

Model	Power consumption	A	B	C	D	Weight
LV030	33W	220mm	267mm	71mm	173mm	3kg
LV040	44W	220mm	267mm	71mm	173mm	3kg
LV050	55W	267mm	267mm	71mm	173mm	3,6kg
LV060	66W	267mm	267mm	71mm	173mm	3,6kg
LV080	88W	322mm	267mm	71mm	173mm	5kg
LV100	110W	322mm	267mm	71mm	173mm	5kg

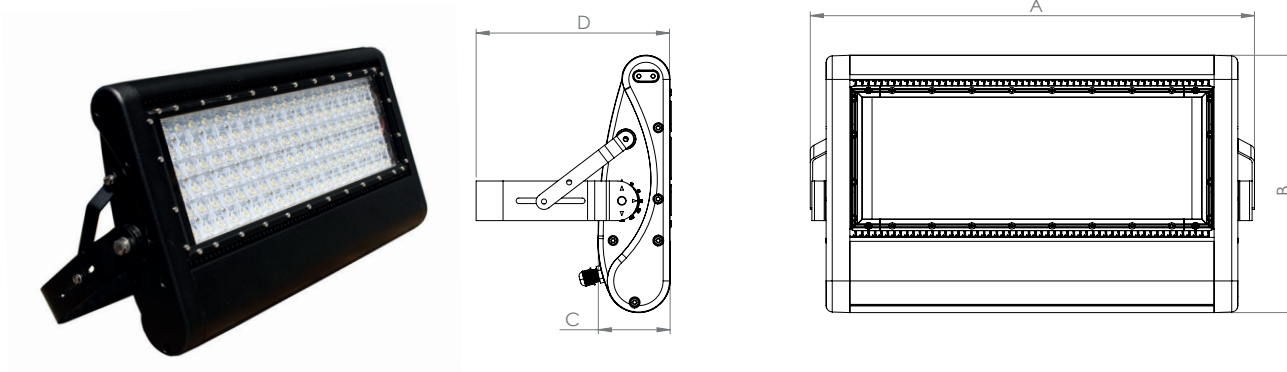
Model	LED power	Control	Input voltage	Color	LED brand	Beam angle	CRI	CCT
LV Venus	030 30W	S ON/OFF	H 100-295VAC	B Black	C Cree	015 15°	7 70	27 2700K
	040 40W	D 0-10V	I 277VAC	S Silver	F Lumileds 5050	030 30°	8 80	30 3000K
	050 50W	A DALI	J 400VAC	W White	L Lumileds 3030	060 60°	9 90	40 4000K
	060 60W		K 480VAC		R Osram	090 90°		45 4500K
	080 80W				X Mix	120 120°		50 5000K
	100 100W					V60 60x90°		60 6000K
						V61 60x135°		GR Green
					C85 85x135°			
					P45 85x45°			
					P90 85x90°			

Ordering example : LV-030-D-H-B-F-P45-9-40

Photometrics



LOW TO HIGH POWER FLOODLIGHT / APOLLO G2 SERIES



Property	Value
LED Power	60W to 400W (single PCB) 500W to 1200W (dual PCB)
Input voltage	200-295VAC / 50-60Hz
Power factor	>0,95
Beam angle	20°, 30°, 60°, 90°, 120°, 45°x145°, 70°x145°, 60°x135°, 30°x95°, 60x140°
CCT	5000K (other CCT on request)
CRI	>70 (80 or 90 available)
Efficiency	135 to 143 lm/W (depends on optics)
Dimmable	Option : 0-10V, DALI
Water and dust protection*	IP66
Thermal management	Passive
Color casing	Black (other colors on request)
Cable length	2m
Life span	50 000h
Certifications	CE, RoHS
Warranty period	5 years

Model	Power consumption	A	B	C	D	Weight
LL062 (single PCB)	66W	259mm	367mm	91mm	244mm	4,2kg
LL082	85W	310mm	367mm	91mm	244mm	5,9kg
LL102	100W	310mm	367mm	91mm	244mm	5,9kg
LL122	130W	360mm	367mm	91mm	244mm	7,2kg
LL152	155W	360mm	367mm	91mm	244mm	7,2kg
LL202	220W	411mm	367mm	91mm	244mm	8,2kg
LL252	250W	461mm	367mm	91mm	244mm	8,9kg
LL302	310W	562mm	367mm	91mm	244mm	11,1kg
LL352	370W	663mm	367mm	91mm	244mm	12,3kg
LL402	440W	663mm	367mm	91mm	244mm	12,3kg
LL502 (dual PCB)	500W	584mm	672mm	116mm	435mm	21,5kg
LL602	620W	584mm	672mm	116mm	435mm	22,2kg
LL802	880W	788mm	672mm	116mm	435mm	30,1kg
LL1K0	1000W	788mm	672mm	116mm	435mm	31,5kg
LL1K2	1200W	940mm	672mm	116mm	435mm	35,5kg

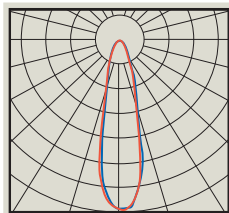
Model	LED power	Control	Input voltage	Color	LED brand	Beam angle	CRI	CCT	Special coating
LL Apollo	62 60W	S ON/OFF	H 100-295VAC	B Black	C Cree	020 20°	7 70	27 2700K	SM Marine coating*
	82 80W	D 0-10V	I 277VAC	S Silver	F Lumileds 5050	030 30°	8 80	30 3000K	
	102 100W	A DALI	J 400VAC	W White	L Lumileds 3030	060 60°	9 90	40 4000K	
	152 150W		K 480VAC		R Osram	090 90°		45 4500K	
	202 200W				X Mix	120 120°		50 5000K	
	302 300W					C45 45x145°		60 6000K	
	352 350W					C70 70x145°		GR Green	
	402 400W					V61 60x135°			
	502 500W					U30 30x95°			
	602 600W					U60 60x140°			
	802 800W								
	1K0 1000W								
	1K2 1200W								

Ordering example : LL1K2-D-H-B-X-U60-9-45-SM

* For harsh environments, we recommend the use of a stainless steel bracket and marine coating.

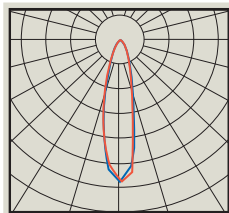
Photometrics

020



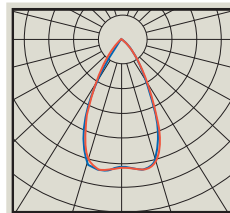
20°x20°

030



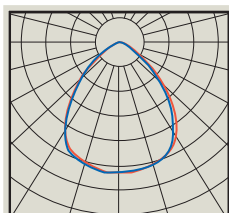
30°x30°

060



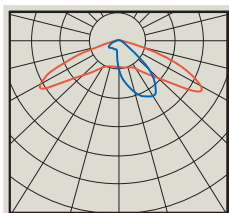
60°x60°

090



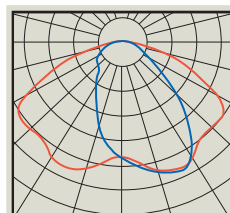
90°x90°

C45



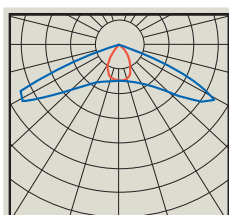
45°x145°

C70



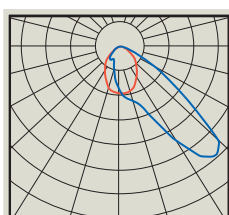
70°x145°

V61



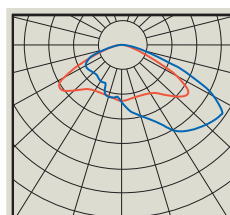
60°x135°

U30



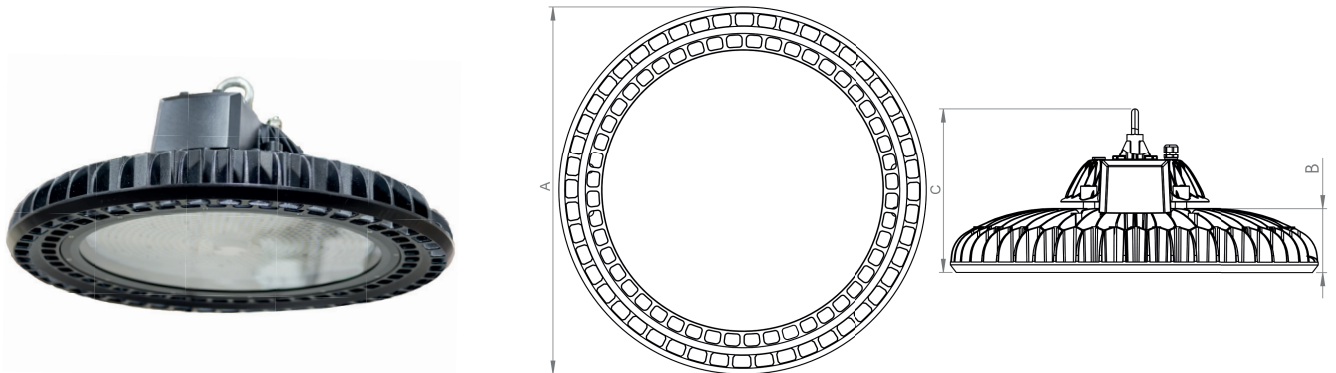
30°x95°

U60



60°x140°

ROUND HIGHBAY FLOODLIGHT / AURORA SERIES



Property	Value
LED Power	70W to 300W
Input voltage	200-295VAC / 50-60Hz
Power factor	>0,95
Beam angle	120° (clear or diffused), 60°, 90°
CCT	5000K (other CCT on request)
CRI	>70 (80 or 90 available)
Efficiency	135-140 lm/W (low output), 155-160 lm/W (standard)
Dimmable	Option : 0-10V, DALI
Water and dust protection	IP65
Thermal management	Passive
Color casing	Black (other colors on request)
Cable length	2m
Life span	50 000h
Certifications	CE, RoHS
Warranty period	5 years

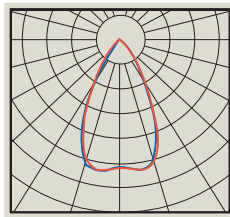
Model	Power consumption	A	B	C	Weight
LA070	78W	280mm	44mm	159,5mm	2,6kg
LA090	101W	280mm	44mm	159,5mm	2,6kg
LA150	163W	340mm	48mm	166mm	3,7kg
LA200	205W	400mm	50mm	167mm	4,6kg
LA300	320W	460mm	80mm	197mm	9,6kg

Model	LED power	Control	Input voltage	Color	LED brand	Beam angle	CRI	CCT	Efficiency
LA Aurora	70 70W	S ON/OFF	H 100-295VAC	B Black	C Cree	060 60°	7 70	27 2700K	L Low
	90 90W	D 0-10V	I 277VAC	S Silver	L Lumileds 5050	090 90°	8 80	30 3000K	S Standard
	200 200W	A DALI	J 400VAC	W White	L Lumileds 3030	120 120°	9 90	40 4000K	
	300 300W		K 480VAC		R Osram			45 4500K	
					X Mix			50 5000K	
								60 6000K	

Ordering example : **LA300-D-H-W-X-120-9-40**

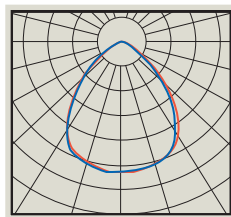
Photometrics

060



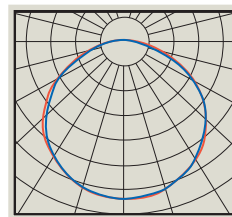
60°x60°

090



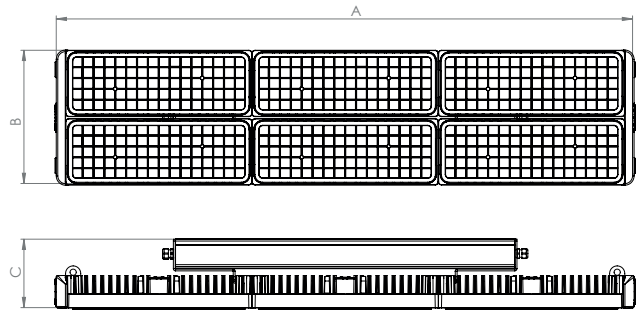
90°x90°

120



120°x120°

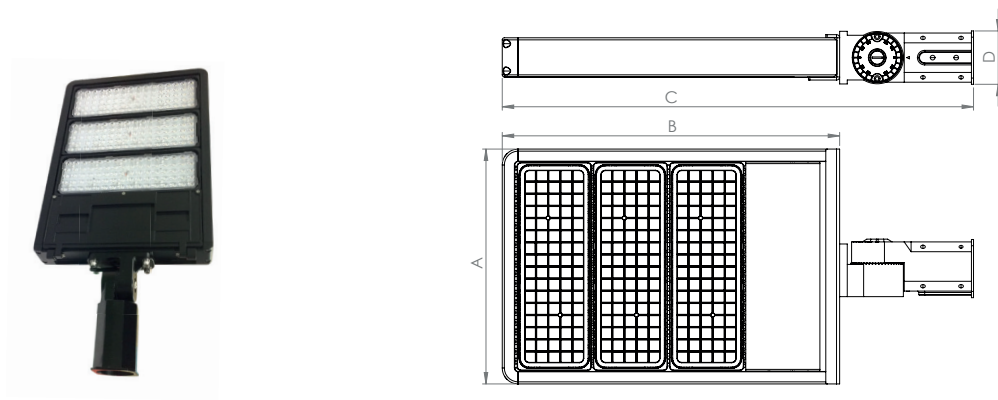
MODULAR HIGHBAY LIGHT / PANDORA LB SERIES



Property	Value
LED Power	100W to 600W
Input voltage	200-295VAC / 50-60Hz
Power factor	>0,95
Beam angle	30°, 60°, 90°, 120°, 140°, 30°x100°, 30°x140°, 40°x140°, 50°x140°
CCT	5000K (other CCT on request)
CRI	>70 (80 or 90 available)
Efficiency	>160 lm/W
Dimmable	Option : 0-10V, DALI
Water and dust protection	IP65
Thermal management	Passive
Color casing	Black (other colors on request)
Cable length	2m
Life span	50 000h
Certifications	CE, RoHS
Warranty period	5 years

Model	Power consumption	A	B	C	Weight
LB102	110W	312mm	107mm	114mm	3,2kg
LB202	220W	600mm	107mm	114mm	5kg
LB302	330W	900mm	107mm	114mm	6,9kg
LB402	440W	634mm	218mm	114mm	9,2kg
LB602	640W	934mm	218mm	114mm	13,8kg

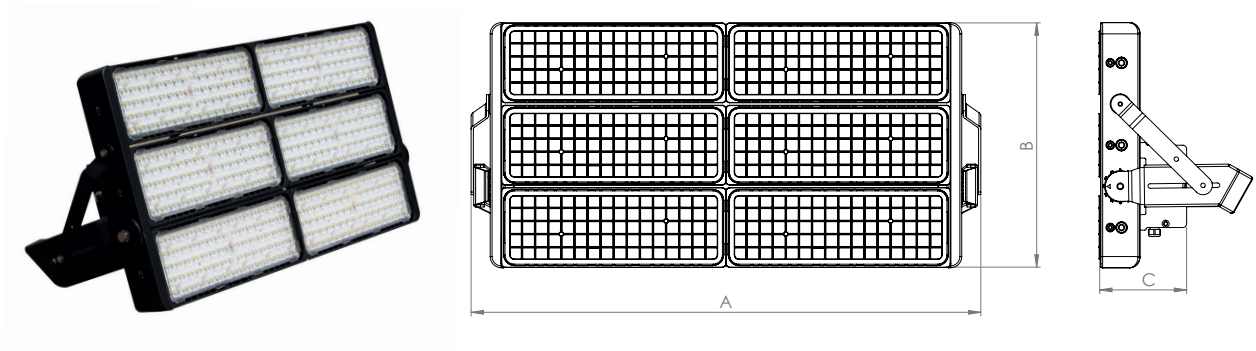
MODULAR CAR PARK LIGHT / PANDORA LD SERIES



Property	Value
LED Power	100W to 400W
Input voltage	200-295VAC / 50-60Hz
Power factor	>0,95
Beam angle	30°, 60°, 90°, 120°, 140°, 30°x100°, 30°x140°, 40°x140°, 50°x140°
CCT	5000K (other CCT on request)
CRI	>70 (80 or 90 available)
Efficiency	>160 lm/W
Dimmable	Option : 0-10V, DALI
Water and dust protection	IP65
Thermal management	Passive
Color casing	Black (other colors on request)
Cable length	2m
Life span	50 000h
Certifications	CE, RoHS
Warranty period	5 years

Model	Power consumption	A	B	C	D	Weight
LD102	110W	339mm	277mm	473mm	79mm	3,8kg
LD202	220W	339mm	387mm	583mm	79mm	6,2kg
LD302	330W	339mm	497mm	693mm	79mm	8,4kg
LD402	440W	339mm	607mm	803mm	79mm	11,2kg

MODULAR COMPACT FLOODLIGHT / PANDORA LC SERIES



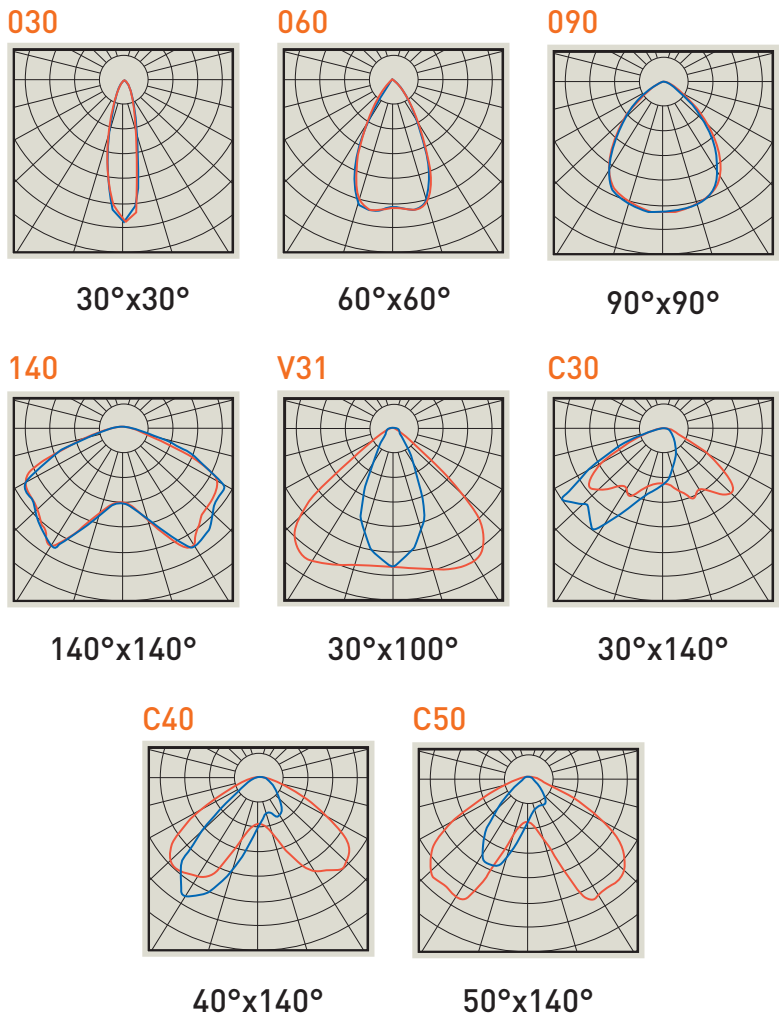
Property	Value
LED Power	100W to 600W
Input voltage	200-295VAC / 50-60Hz
Power factor	>0,95
Beam angle	30°, 60°, 90°, 120°, 140°, 30°x100°, 30°x140°, 40°x140°, 50°x140°
CCT	5000K (other CCT on request)
CRI	>70 (80 or 90 available)
Efficiency	>160 lm/W
Dimmable	Option : 0-10V, DALI
Water and dust protection	IP65
Thermal management	Passive
Color casing	Black (other colors on request)
Cable length	2m
Life span	50 000h
Certifications	CE, RoHS
Warranty period	5 years

Model	Power consumption	A	B	C	Weight
LC102	110W	326mm	107mm	114mm	3,8kg
LC202	220W	381mm	218mm	114mm	6,2kg
LC302	330W	381mm	328mm	114mm	8,4kg
LC402	440W	381mm	438mm	114mm	11,2kg
LC602	640W	681mm	328mm	114mm	14,8kg

Model	LED power	Control	Input voltage	Color	LED brand	Beam angle	CRI	CCT
B Low bay	102 100W	S ON/OFF	H 100-295VAC	B Black	C Cree	030 30°	7 70	27 2700K
C Compact	202 200W	D 0-10V	I 277VAC	S Silver	F Lumileds 5050	060 60°	8 80	30 3000K
D Car park	302 300W	A DALI	J 400VAC	W White	L Lumileds 3030	090 90°	9 90	40 4000K
	402 400W		K 480VAC		R Osram	120 120°		45 4500K
	602 600W				X Mix	140 140°		50 5000K
						V31 30x100°		60 6000K
						C30 30x140°		GR Green
						C40 40x140°		
						C50 50x140°		

Ordering example : LD402-D-J-W-X-120-9-60

Photometrics







 **colasse**
Led Lighting Solutions

Rue Puits-Marie 79 - 4100 Seraing - Belgium - www.colasse.be
info@colasse.be - Phone : +32 4 225 25 89 - Fax : +32 4 365 13 76